



















## GENERAL GUIDE

### A. COLOUR GUIDE

American National Standards Institute Inc. (ANSI)  
Builders Hardware Manufacturers Association (BHMA)

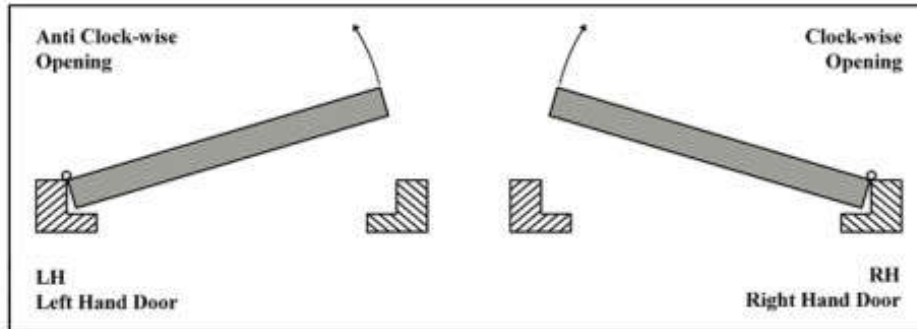
A.N.S.I B.H.M.A CODE	DESCRIPTION	BASE MATERIAL	US CODE	OMGE CODE
605	Bright Brass Clear Coated	Brass	US3	US3
606	Satin Brass Clear Coated	Brass	US4	US4
609	Satin Brass, Blackened, Satin Relieved, Clear Coated	Brass	US5	US5
610	Satin Brass, Blackened, Satin Relieved, Clear Coated	Brass	US7	US7
611	Bright Bronze, Clear Coated	Bronze	US9	US9
612	Satin Bronze, Clear Coated	Bronze	US10	US10
613	Dark Oxidized Satin Bronze, Oil Rubbed	Bronze	US10B	US10B
618	Bright Nickle Plated, Clear Coated	Brass Bronze	US14	US14
619	Satin Nickle Plated, Clear Coated	Brass Bronze	US15	US15
620	Satin Nickle Plated, Blackened, Satin Relieved, Clear Coated	Brass Bronze	US15A	US15A
621	Nickle Plated, Blackened, Satin Relieved, Clear Coated	Brass Bronze	US17A	US17A
623	Light Oxidized, Bright Bronze, Clear Coated	Bronze	US20	US20
624	Hard Oxidized, Bright Bronze, Clear Coated	Bronze	US20A	US20A
625	Bright Chromium Plated	Brass Bronze	US26	US26
626	Satin Chromium Plated	Brass Bronze	US26D	US26D
629	Bright Stainless Steel	Stainless Steel 300 Series	US32	US32
630	Satin Stainless Steel	Stainless Steel 300 Series	US32D	US32D
NA	Bright Gold Plated	Brass or Zinc Alloy	NA	BG
NA	Satin Gold Plated	Stainless Steel 300 Series	NA	SG
NA	Bright Gold Physical Vapor Deposition	Stainless Steel 300 Series	NA	PG

INTERNATIONAL CODE	DESCRIPTION	OMGE CODE	 CH (Bright Chrome)	 PN (Pearl Nickel)	 AC (Antique Copper)
SN	Satin Nickle	SN	 SC (Satin Chrome)	 PB (Polished Brass)	 GP (Gold Plated)
NP	Nickle Plated	NK	 PC (Pearl Chrome)	 SB (Satin Brass)	 SG (Satin Gold)
PN	Pearl Nickle	PN	 SN (Satin Nickel)	 ABR (Antique Brass)	 PG (Pearl Gold)
CP	Bright Chrome	CH	 NK (Nickel Plated)	 GAB (Gold Antique Brass)	 GP(PVD) (IGP with System PVD)
SC	Satin Chrome	SC	 SB (Satin Beech)	 RSB (Red Satin Beech)	 DSB (Dark Satin Beech)
PC	Pearl Chrome	PC			
PB	Polished Brass	PB			
SB	Satin Brass	SB			
ABR	Antique Brass Bright	ABR			
ABD	Antique Brass Dop	ABD			
AC	Antique Copper	AC			
GP	Gold Plated	GP			
SG	Satin Gold	SG			
PG	Pearl Gold	PG			
PVD	Physical Vapor Deposition	GP(PVD)			

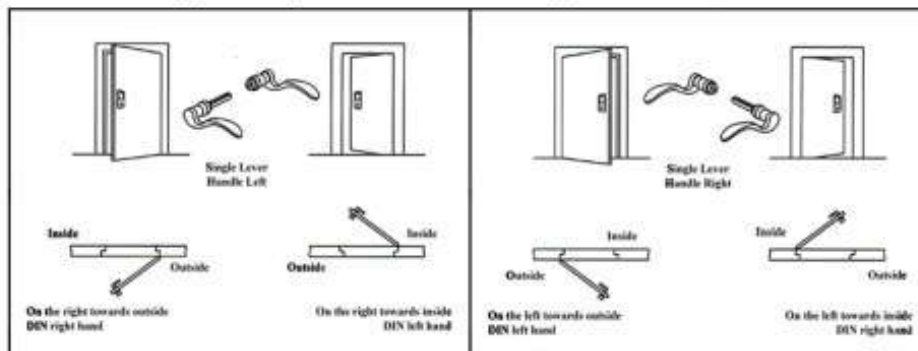
## B. DOOR HANDING GUIDE

Mostly products are non-handed. However, when finding handed products, please use the diagram below to determine the hand of door.

### Door Handing Guide for OMGE



### Door Handing Guide for NEMEF according to DINI 07



## C. MATERIAL CHARACTERISTICS

MATERIAL	HARDNESS	DUCTILITY	AGAINST LOADING CAPABILITY	RUSTING RESISTANCE
STEEL	VERY HIGH	HIGH	VERY HIGH	VERY LOW
<u>STAINLESS STEEL :</u>				
SUS200 *)	VERY HIGH	VERY HIGH	VERY HIGH	VERY LOW
SUS201	VERY HIGH	VERY HIGH	VERY HIGH	LOW
SUS202	VERY HIGH	VERY HIGH	VERY HIGH	MEDIUM
SUS304	VERY HIGH	VERY HIGH	VERY HIGH	HIGH
CASTING SUS304	VERY HIGH	VERY HIGH	VERY HIGH	HIGH
SUS316	VERY HIGH	VERY HIGH	VERY HIGH	VERY HIGH
SS2205	EXTRA HIGH	VERY HIGH	VERY HIGH	VERY HIGH
SUS430	VERY HIGH	HIGH	VERY HIGH	HIGH
BRASS	HIGH	VERY HIGH	HIGH	NON RUSTING
ZINC ALLOY	HIGH	VERY LOW	LOW **)	LOW
ALLUMINIUM **)	LOW	HIGH	LOW	NON RUSTING
ALLUMINIUM ALLOY	MEDIUM	MEDIUM	MEDIUM	NON RUSTING

**Notice :** \*) Non standard

\*\*) T6063 type aluminium : against loading capability "HIGH"

\*\*) Low, because Zinc Alloy easy to become brittle after a certain period.

**OMGE HARDWARE PRODUCTS, IN ORDER TO MAXIMIZE THEIR FUNCTIONS, ALWAYS USE THE BEST REQUIRED MATERIAL**